



LUXURY GOLF CARTS: THE ULTIMATE COLLECTION



AUTONOMOUS | ELECTRIC | CONNECTED
GOLF CARTS



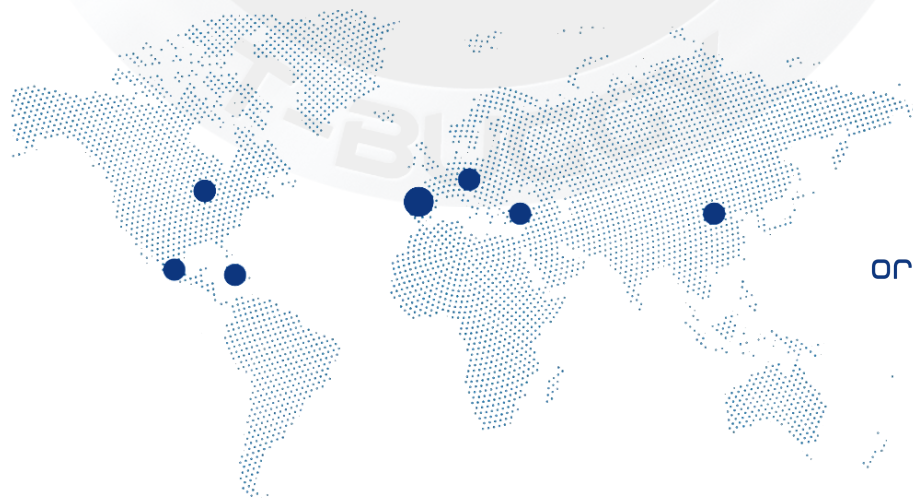
T-BUGGY

Innovation, Style, and Autonomy

Founded in 2023 in San Sebastián, T-BUGGY is setting a new era in sustainable mobility with Spain's first luxury street-legal golf cart. Designed for leisure and golf, T-Buggy combines modern style with advanced technology to offer a unique experience. This electric, connected, and autonomous golf cart is ideal for golf courses, resorts, theme parks, villages, university campuses... providing driverless movement with its ADAS system (featuring radar, LiDAR, cameras, GPS, sensors, and more) for maximum safety and comfort.

The connectivity system includes vehicle fleet management and an entertainment system connected to the control tower. It includes a touch screen display with bluetooth, radio, Android Auto, CarPlay app and more. There is also a rear camera for parking.

T-Buggy is versatile, efficient, and environmentally friendly, thanks to its electric system and optional solar power. Available in various colors and styles, its design allows you to enjoy any environment safely and elegantly. They can be registered (road-legal)!





INDEX

Model H:

- a. Model Colors
- b. Technical Characteristics
- c. Interior Characteristics
- d. Other Characteristics

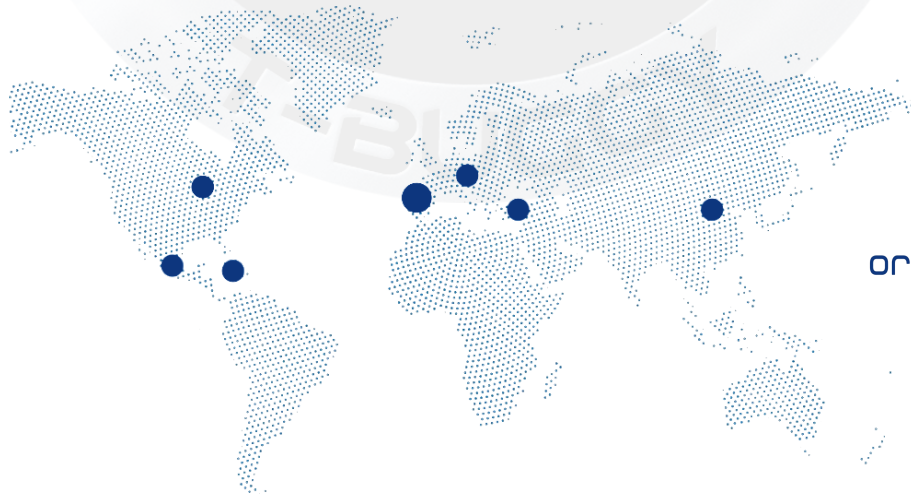
Model B:

- a. Model Colors
- b. Technical Characteristics
- c. Interior Characteristics
- d. Other Characteristics

Model G:

- a. Model Colors
- b. Technical Characteristics
- c. Interior Characteristics
- d. Other Characteristics

Golf Carts Pictures





MODEL H






Red Wine Pearl



Silver Pearl



Carbon Gray Pearl



Champagne Pearl



Hazy Titanium Blue Pearl



Black Pearl



Light Hazy Titanium Blue Pearl



Gold-Pink Pearl



Breeze Blue-Green Pearl



Dark blue Pearl



Red Wine Pearl



Silver Pearl



Carbon Gray Pearl




Champagne Pearl



Hazy Titanium Blue Pearl



Black Pearl



Light Hazy Titanium Blue Pearl



Gold-Pink Pearl



Breeze Blue-Green Pearl



Dark blue Pearl




NEW COLORS



Red Wine Pearl




Champagne Pearl





Hazy Titanium Blue Pearl




Light Hazy Titanium Blue Pearl



Gold-Pink Pearl



Breeze Blue-Green Pearl



| | 2 SEAT + GOLF | 2 + 2 SEATS | 4 SEATS | 4 + 2 SEATS |
|---|---|---|---|---|
| POWER | | | | |
| BATTERY | <ul style="list-style-type: none"> 72v 105Ah lithium battery 72v 150Ah lithium battery 72v 230Ah lithium battery | <ul style="list-style-type: none"> 72v 105Ah lithium battery 72v 150Ah lithium battery 72v 230Ah lithium battery | <ul style="list-style-type: none"> 72v 105Ah lithium battery 72v 150Ah lithium battery 72v 230Ah lithium battery | <ul style="list-style-type: none"> 72v 105Ah lithium battery 72v 150Ah lithium battery 72v 230Ah lithium battery |
| MOTOR | <ul style="list-style-type: none"> AC 5KW DPD AC 7.5KW DPD | <ul style="list-style-type: none"> AC 5KW DPD AC 7.5KW DPD | <ul style="list-style-type: none"> AC 5KW DPD AC 7.5KW DPD | <ul style="list-style-type: none"> AC 5KW DPD AC 7.5KW DPD |
| CONTROLLER | DALA 350A | DALA 350A | DALA 350A | DALA 350A |
| PERFORMANCE | | | | |
| PASSENGER CAPACITY | 2 + Golf bag | 4 | 4 | 6 |
| TOP SPEED (Adjustable) | <ul style="list-style-type: none"> 45 Km/h (AC 5KW DPD) 55 Km/h (AC 7.5KW DPD) | <ul style="list-style-type: none"> 45 Km/h (AC 5KW DPD) 55 Km/h (AC 7.5KW DPD) | <ul style="list-style-type: none"> 45 Km/h (AC 5KW DPD) 55 Km/h (AC 7.5KW DPD) | <ul style="list-style-type: none"> 45 Km/h (AC 5KW DPD) 55 Km/h (AC 7.5KW DPD) |
| RANGE (based on 45 km/h & 5KW) | 90 Km (72v 105Ah lithium battery) | 80 Km (72v 105Ah lithium battery) | 80 Km (72v 105Ah lithium battery) | 70 Km (72v 105Ah lithium battery) |
| RANGE (based on 45 Km/h & 5KW) | 110 Km (72v 150Ah lithium battery) | 100 Km (72v 150Ah lithium battery) | 100 Km (72v 150Ah lithium battery) | 90 Km (72v 150Ah lithium battery) |
| RANGE (based on 45 Km/h & 5KW) | 160 Km (72v 230Ah lithium battery) | 150 Km (72v 230Ah lithium battery) | 150 Km (72v 230Ah lithium battery) | 140 Km (72v 230Ah lithium battery) |
| MAXIMUM CLIMBING DEGREE | 25% | 25% | 25% | 20% |
| MEASSURES | | | | |
| VEHICLE SIZE (mm) | 2500 x 1350 x 2000 | 2950 x 1350 x 2150 | 3150 x 1350 x 2150 | 3600 x 1350 x 2150 |
| WEIGH (without battery) | 400 Kg | 480 Kg | 480 Kg | 560 Kg |
| BATTERY WEIGH 72V 105Ah | 68 Kg | 68 Kg | 68 Kg | 68 Kg |
| BATTERY WEIGH 72V 150Ah | 102 Kg | 102 Kg | 102 Kg | 102 Kg |
| BATTERY WEIGH 72V 230Ah | 130 Kg | 130 Kg | 130 Kg | 130 Kg |
| WHEELBASE (mm) | 1680 | 1680 | 2460 | 2460 |
| MINIMUM GROUND CLEARANCE (mm) 14 inch tire | 240 | 240 | 240 | 240 |
| MINIMUM GROUND CLEARANCE (mm) 12 inch tire | 180 | 180 | 180 | 180 |

| | 6 SEATS | 6 + 2 SEATS | 8 SEATS | 8 + 2 SEATS |
|--|---|---|---|---|
| POWER | | | | |
| BATTERY | <ul style="list-style-type: none">72v 105Ah lithium battery72v 150Ah lithium battery72v 230Ah lithium battery | <ul style="list-style-type: none">72v 105Ah lithium battery72v 150Ah lithium battery72v 230Ah lithium battery | <ul style="list-style-type: none">72v 105Ah lithium battery72v 150Ah lithium battery72v 230Ah lithium battery | <ul style="list-style-type: none">72v 105Ah lithium battery72v 150Ah lithium battery72v 230Ah lithium battery |
| MOTOR | <ul style="list-style-type: none">AC 5KW DPDAC 7.5KW DPD | AC 7.5KW DPD | AC 7.5KW DPD | AC 7.5KW DPD |
| CONTROLLER | DALA 350A | DALA 350A | DALA 350A | DALA 350A |
| PERFORMANCE | | | | |
| PASSENGER CAPACITY | 6 | 8 | 8 | 10 |
| TOP SPEED (Adjustable) | <ul style="list-style-type: none">45 Km/h (AC 5KW DPD)55 Km/h (AC 7.5KW DPD) | 45 km/h (AC 7.5KW DPD) | 45 km/h (AC 7.5KW DPD) | 45 km/h (AC 7.5KW DPD) |
| RANGE (based on 45 km/h & 5KW/7.5KW) | 70 Km (72v 105Ah lithium battery) | 50 Km (72v 105Ah lithium battery) | 50 Km (72v 105Ah lithium battery) | 50 Km (72v 105Ah lithium battery) |
| RANGE (based on 45 Km/h & 5KW/7.5KW) | 90 Km (72v 150Ah lithium battery) | 70 Km (72v 150Ah lithium battery) | 70 Km (72v 150Ah lithium battery) | 70 Km (72v 150Ah lithium battery) |
| RANGE (based on 45 Km/h & 5KW/7.5KW) | 140 Km (72v 230Ah lithium battery) | 120 Km (72v 230Ah lithium battery) | 120 Km (72v 230Ah lithium battery) | 120 Km (72v 230Ah lithium battery) |
| MAXIMUM CLIMBING DEGREE | 20% | 20% | 20% | 20% |
| MEASSURES | | | | |
| VEHICLE SIZE (mm) | 4000 x 1350 x 2150 | 4450 x 1350 x 2150 | 4900 x 1350 x 2150 | 5350 x 1350 x 2150 |
| WEIGH (without battery) | 560 Kg | 640 Kg | 640 Kg | 720 Kg |
| BATTERY WEIGH 72V 105Ah | 68 Kg | 68 Kg | 68 Kg | 68 Kg |
| BATTERY WEIGH 72V 150Ah | 102 Kg | 102 Kg | 102 Kg | 102 Kg |
| BATTERY WEIGH 72V 230Ah | 130 Kg | 130 Kg | 130 Kg | 130 Kg |
| WHEELBASE (mm) | 3220 | 3220 | 3980 | 3980 |
| MINIMUM GROUND CLEARANCE (mm) 14 inch tire | 240 | 240 | 240 | 240 |
| MINIMUM GROUND CLEARANCE (mm) 12 inch tire | 180 | 180 | 180 | 180 |



INTERIOR

| | |
|--------------------|---|
| STEERING WHEELS | Carbon fiber water transfer printing |
| CARPET | Anti-slip floor mat |
| INTERIOR MATERIAL | Carbon fiber water transfer printing interior |
| MULTIMEDIA DISPLAY | Android Auto & CarPlay, bluetooth, radio, phone, front camera, rear camera, microphone, USB/USC, forward and backward switch, odometer, battery level 8 inch |
| COASTER | 2 (Heating and Cooling drinks) |
| ONE-CLICK START | Switch on/off button |
| CHARGER | 2 Phone wireless charging USB & Type-C charger |
| FAN | Yes |





| DRIVING STEERING SYSTEM | |
|-------------------------|--|
| STEERING SYSTEM | Steering wheel with power steering (optional) |
| BRAKE SYSTEM | Four wheel disc brake + Electromagnetic parking brake |
| SUSPENSION SYSTEM | <ul style="list-style-type: none"> • Front: Mc Person double wishbone suspension • Rear: Corbel suspension |

| SEATS | |
|-------------------------|---|
| SEAT | Artificial leather (high elastic self-healing, waterproof, sharp-scratch resistant) |
| BACKREST & SEAT CUSHION | Waterproof seat cushion |
| SEAT BELT | Two-point seat belt |
| HANDRAIL | Black PP hard plastic |
| BOTTOM SHELL | PP hard plastic |

| CART BODY | |
|-----------------|---|
| BODY | PP hard plastic (front & rear body) |
| CHASSIS | Anticorrosive and rust-proof galvanized steel + anti-rust treatment |
| CEILING | Engineering hard plastic (Beige or Black) |
| CEILING SUPPORT | Waterproof * rust-proof galvanized steel |
| WINDSHIELD | Foldable |

| ELECTRONIC CONTROL SYSTEM | |
|---------------------------|-----------------------------------|
| HEADLIGHTS | 2 |
| FRONT TURN SIGNALS | 2 |
| FRONT LEAD LIGHTS | Yes |
| TAILLIGHTS | 2 (1 Brake light & 1 Turn Signal) |
| HORN | Yes |
| REAR CAMERA | Yes |
| REVERSE ALARM | Yes |
| SPEAKER | Yes |



MODEL B




Red Wine Pearl



Silver Pearl



Carbon Gray Pearl




Champagne Pearl



Hazy Titanium Blue Pearl



Black Pearl



Light Hazy Titanium Blue Pearl



Gold-Pink Pearl



Breeze Blue-Green Pearl



Dark blue Pearl

| | 2 SEAT + GOLF | 2 + 2 SEATS | 4 SEATS | 4 + 2 SEATS |
|---|---|---|---|---|
| POWER | | | | |
| BATTERY | <ul style="list-style-type: none"> 72v 105Ah lithium battery 72v 150Ah lithium battery 72v 230Ah lithium battery | <ul style="list-style-type: none"> 72v 105Ah lithium battery 72v 150Ah lithium battery 72v 230Ah lithium battery | <ul style="list-style-type: none"> 72v 105Ah lithium battery 72v 150Ah lithium battery 72v 230Ah lithium battery | <ul style="list-style-type: none"> 72v 105Ah lithium battery 72v 150Ah lithium battery 72v 230Ah lithium battery |
| MOTOR | <ul style="list-style-type: none"> AC 5KW DPD AC 7.5KW DPD | <ul style="list-style-type: none"> AC 5KW DPD AC 7.5KW DPD | <ul style="list-style-type: none"> AC 5KW DPD AC 7.5KW DPD | <ul style="list-style-type: none"> AC 5KW DPD AC 7.5KW DPD |
| CONTROLLER | DALA 350A | DALA 350A | DALA 350A | DALA 350A |
| PERFORMANCE | | | | |
| PASSENGER CAPACITY | 2 + Golf bag | 4 | 4 | 6 |
| TOP SPEED (Adjustable) | <ul style="list-style-type: none"> 45 Km/h (AC 5KW DPD) 55 Km/h (AC 7.5KW DPD) | <ul style="list-style-type: none"> 45 Km/h (AC 5KW DPD) 55 Km/h (AC 7.5KW DPD) | <ul style="list-style-type: none"> 45 Km/h (AC 5KW DPD) 55 Km/h (AC 7.5KW DPD) | <ul style="list-style-type: none"> 45 Km/h (AC 5KW DPD) 55 Km/h (AC 7.5KW DPD) |
| RANGE (based on 45 km/h & 5KW) | 90 Km (72v 105Ah lithium battery) | 80 Km (72v 105Ah lithium battery) | 80 Km (72v 105Ah lithium battery) | 70 Km (72v 105Ah lithium battery) |
| RANGE (based on 45 Km/h & 5KW) | 110 Km (72v 150Ah lithium battery) | 100 Km (72v 150Ah lithium battery) | 100 Km (72v 150Ah lithium battery) | 90 Km (72v 150Ah lithium battery) |
| RANGE (based on 45 Km/h & 5KW) | 160 Km (72v 230Ah lithium battery) | 150 Km (72v 230Ah lithium battery) | 150 Km (72v 230Ah lithium battery) | 140 Km (72v 230Ah lithium battery) |
| MAXIMUM CLIMBING DEGREE | 25% | 25% | 25% | 20% |
| MEASSURES | | | | |
| VEHICLE SIZE (mm) | 2500 x 1350 x 2000 | 2950 x 1350 x 2150 | 3150 x 1350 x 2150 | 3700 x 1350 x 2150 |
| WEIGH (without battery) | 400 Kg | 480 Kg | 480 Kg | 560 Kg |
| BATTERY WEIGH 72V 105Ah | 68 Kg | 68 Kg | 68 Kg | 68 Kg |
| BATTERY WEIGH 72V 150Ah | 102 Kg | 102 Kg | 102 Kg | 102 Kg |
| BATTERY WEIGH 72V 230Ah | 130 Kg | 130 Kg | 130 Kg | 130 Kg |
| WHEELBASE (mm) | 1680 | 1680 | 2460 | 2460 |
| MINIMUM GROUND CLEARANCE (mm) 14 inch tire | 240 | 240 | 240 | 240 |
| MINIMUM GROUND CLEARANCE (mm) 12 inch tire | 180 | 180 | 180 | 180 |

| | 6 SEATS | 6 + 2 SEATS | 8 SEATS | 8 + 2 SEATS |
|---|---|---|---|---|
| POWER | | | | |
| BATTERY | <ul style="list-style-type: none">72v 105Ah lithium battery72v 150Ah lithium battery72v 230Ah lithium battery | <ul style="list-style-type: none">72v 105Ah lithium battery72v 150Ah lithium battery72v 230Ah lithium battery | <ul style="list-style-type: none">72v 105Ah lithium battery72v 150Ah lithium battery72v 230Ah lithium battery | <ul style="list-style-type: none">72v 105Ah lithium battery72v 150Ah lithium battery72v 230Ah lithium battery |
| MOTOR | <ul style="list-style-type: none">AC 5KW DPDAC 7.5KW DPD | AC 7.5KW DPD | AC 7.5KW DPD | AC 7.5KW DPD |
| CONTROLLER | DALA 350A | DALA 350A | DALA 350A | DALA 350A |
| PERFORMANCE | | | | |
| PASSENGER CAPACITY | 6 | 8 | 8 | 10 |
| TOP SPEED (Adjustable) | <ul style="list-style-type: none">45 Km/h (AC 5KW DPD)55 Km/h (AC 7.5KW DPD) | 45 km/h (AC 7.5KW DPD) | 45 km/h (AC 7.5KW DPD) | 45 km/h (AC 7.5KW DPD) |
| RANGE (based on 45 km/h & 5KW/7.5KW) | 70 Km (72v 105Ah lithium battery) | 50 Km (72v 105Ah lithium battery) | 50 Km (72v 105Ah lithium battery) | 50 Km (72v 105Ah lithium battery) |
| RANGE (based on 25 Km/h & 5KW/7.5KW) | 90 Km (72v 150Ah lithium battery) | 70 Km (72v 150Ah lithium battery) | 70 Km (72v 150Ah lithium battery) | 70 Km (72v 150Ah lithium battery) |
| RANGE (based on 25 Km/h & 5KW/7.5KW) | 140 Km (72v 230Ah lithium battery) | 120 Km (72v 230Ah lithium battery) | 120 Km (72v 230Ah lithium battery) | 120 Km (72v 230Ah lithium battery) |
| MAXIMUM CLIMBING DEGREE | 20% | 20% | 20% | 20% |
| MEASSURES | | | | |
| VEHICLE SIZE (mm) | 3900 x 1350 x 2150 | 4300 x 1350 x 2150 | 4700 x 1350 x 2150 | 5000 x 1350 x 2150 |
| WEIGH (without battery) | 560 Kg | 640 Kg | 640 Kg | 720 Kg |
| BATTERY WEIGH 72V 105Ah | 68 Kg | 68 Kg | 68 Kg | 68 Kg |
| BATTERY WEIGH 72V 150Ah | 102 Kg | 102 Kg | 102 Kg | 102 Kg |
| BATTERY WEIGH 72V 230Ah | 130 Kg | 130 Kg | 130 Kg | 130 Kg |
| WHEELBASE (mm) | 3220 | 3220 | 3980 | 3980 |
| MINIMUM GROUND CLEARANCE (mm) 14 inch tire | 240 | 240 | 240 | 240 |
| MINIMUM GROUND CLEARANCE (mm) 12 inch tire | 180 | 180 | 180 | 180 |



INTERIOR

| | |
|--------------------|---|
| STEERING WHEELS | Carbon fiber water transfer printing |
| CARPET | Anti-slip floor mat |
| INTERIOR MATERIAL | Carbon fiber water transfer printing interior |
| MULTIMEDIA DISPLAY | Android Auto & CarPlay, bluetooth, radio, phone, rear camera, microphone, USB/USC, forward and backward switch, odometer, battery level 8 inch |
| COASTER | 4 (Heating and Cooling drinks) |
| ONE-CLICK START | Switch on/off button |
| CHARGER | 1 Phone wireless charging USB & Type-C charger |
| FAN | Yes |





| DRIVING STEERING SYSTEM | |
|-------------------------|--|
| STEERING SYSTEM | Steering wheel with power steering (optional) |
| BRAKE SYSTEM | Four wheel disc brake + Electromagnetic parking brake |
| SUSPENSION SYSTEM | <ul style="list-style-type: none"> • Front: McPherson independent suspension • Rear: Corbel suspension or <ul style="list-style-type: none"> • Front: McPherson double wishbone suspension • Rear: Corbel suspension |

| SEATS | |
|-------------------------|--|
| SEAT | Styling sponge cushion & Artificial leather (high elastic self-healing, waterproof, sharp-scratch resistant) |
| BACKREST & SEAT CUSHION | Waterproof seat cushion |
| SEAT BELT | Two-point seat belt |
| HANDRAIL | Black PP hard plastic |
| BOTTOM SHELL | PP hard plastic |

| CART BODY | |
|-----------------|---|
| BODY | PP hard plastic (front & rear body) |
| CHASSIS | Anticorrosive and rust-proof galvanized steel + anti-rust treatment |
| CEILING | Engineering hard plastic (Beige or Black) |
| CEILING SUPPORT | Waterproof * rust-proof galvanized steel |
| WINDSHIELD | Foldable |

| ELECTRONIC CONTROL SYSTEM | |
|---------------------------|--------------------------------------|
| HEADLIGHTS | 2 |
| FRONT TURN SIGNALS | 2 |
| FRONT LEAD LIGHTS | Yes |
| TAILLIGHTS | 2 (1 Brake light & 1 Turn Signal) |
| HORN | Yes |
| REAR CAMERA | Yes |
| REVERSE ALARM | Yes |
| SPEAKER | Yes |



MODEL G





Available in more colors, in golf cart model and from 2 to 10 passengers models.
Contact us: info@tbuggy.com

| | 2 SEAT + GOLF | 2 + 2 SEATS | 4 SEATS | 4 + 2 SEATS |
|---|---|---|---|---|
| POWER | | | | |
| BATTERY | <ul style="list-style-type: none"> 72v 105Ah lithium battery 72v 150Ah lithium battery 72v 230Ah lithium battery | <ul style="list-style-type: none"> 72v 105Ah lithium battery 72v 150Ah lithium battery 72v 230Ah lithium battery | <ul style="list-style-type: none"> 72v 105Ah lithium battery 72v 150Ah lithium battery 72v 230Ah lithium battery | <ul style="list-style-type: none"> 72v 105Ah lithium battery 72v 150Ah lithium battery 72v 230Ah lithium battery |
| MOTOR | <ul style="list-style-type: none"> AC 5KW DPD AC 7.5KW DPD | <ul style="list-style-type: none"> AC 5KW DPD AC 7.5KW DPD | <ul style="list-style-type: none"> AC 5KW DPD AC 7.5KW DPD | <ul style="list-style-type: none"> AC 5KW DPD AC 7.5KW DPD |
| CONTROLLER | DALA 350A | DALA 350A | DALA 350A | DALA 350A |
| PERFORMANCE | | | | |
| PASSENGER CAPACITY | 2 + Golf bag | 4 | 4 | 6 |
| TOP SPEED (Adjustable) | <ul style="list-style-type: none"> 45 Km/h (AC 5KW DPD) 55 Km/h (AC 7.5KW DPD) | <ul style="list-style-type: none"> 45 Km/h (AC 5KW DPD) 55 Km/h (AC 7.5KW DPD) | <ul style="list-style-type: none"> 45 Km/h (AC 5KW DPD) 55 Km/h (AC 7.5KW DPD) | <ul style="list-style-type: none"> 45 Km/h (AC 5KW DPD) 55 Km/h (AC 7.5KW DPD) |
| RANGE (based on 45 km/h & 5KW) | 90 Km (72v 105Ah lithium battery) | 80 Km (72v 105Ah lithium battery) | 80 Km (72v 105Ah lithium battery) | 70 Km (72v 105Ah lithium battery) |
| RANGE (based on 45 Km/h & 5KW) | 110 Km (72v 150Ah lithium battery) | 100 Km (72v 150Ah lithium battery) | 100 Km (72v 150Ah lithium battery) | 90 Km (72v 150Ah lithium battery) |
| RANGE (based on 45 Km/h & 5KW) | 160 Km (72v 230Ah lithium battery) | 150 Km (72v 230Ah lithium battery) | 150 Km (72v 230Ah lithium battery) | 140 Km (72v 230Ah lithium battery) |
| MAXIMUM CLIMBING DEGREE | 25% | 25% | 25% | 20% |
| MEASSURES | | | | |
| VEHICLE SIZE (mm) | 2500 x 1280 x 2000 | 2900 x 1280 x 2150 | 3150 x 1280 x 2150 | 3650 x 1280 x 2150 |
| WEIGH (without battery) | 400 Kg | 480 Kg | 480 Kg | 560 Kg |
| BATTERY WEIGH 72V 105Ah | 68 Kg | 68 Kg | 68 Kg | 68 Kg |
| BATTERY WEIGH 72V 150Ah | 102 Kg | 102 Kg | 102 Kg | 102 Kg |
| BATTERY WEIGH 72V 230Ah | 130 Kg | 130 Kg | 130 Kg | 130 Kg |
| WHEELBASE (mm) | 1680 | 1680 | 2460 | 2460 |
| MINIMUM GROUND CLEARANCE (mm) 14 inch tire | 240 | 240 | 240 | 240 |
| MINIMUM GROUND CLEARANCE (mm) 12 inch tire | 180 | 180 | 180 | 180 |

| | 6 SEATS | 6 + 2 SEATS | 8 SEATS | 8 + 2 SEATS |
|---|---|---|---|---|
| POWER | | | | |
| BATTERY | <ul style="list-style-type: none">72v 105Ah lithium battery72v 150Ah lithium battery72v 230Ah lithium battery | <ul style="list-style-type: none">72v 105Ah lithium battery72v 150Ah lithium battery72v 230Ah lithium battery | <ul style="list-style-type: none">72v 105Ah lithium battery72v 150Ah lithium battery72v 230Ah lithium battery | <ul style="list-style-type: none">72v 105Ah lithium battery72v 150Ah lithium battery72v 230Ah lithium battery |
| MOTOR | <ul style="list-style-type: none">AC 5KW DPDAC 7.5KW DPD | AC 7.5KW DPD | AC 7.5KW DPD | AC 7.5KW DPD |
| CONTROLLER | DALA 350A | DALA 350A | DALA 350A | DALA 350A |
| PERFORMANCE | | | | |
| PASSENGER CAPACITY | 6 | 8 | 8 | 10 |
| TOP SPEED (Adjustable) | <ul style="list-style-type: none">45 Km/h (AC 5KW DPD)55 Km/h (AC 7.5KW DPD) | 45 km/h (AC 7.5KW DPD) | 45 km/h (AC 7.5KW DPD) | 45 km/h (AC 7.5KW DPD) |
| RANGE (based on 45 Km/h & 5KW/7.5KW) | 70 Km (72v 105Ah lithium battery) | 50 Km (72v 105Ah lithium battery) | 50 Km (72v 105Ah lithium battery) | 50 Km (72v 105Ah lithium battery) |
| RANGE (based on 45 Km/h & 5KW/7.5KW) | 90 Km (72v 150Ah lithium battery) | 70 Km (72v 150Ah lithium battery) | 70 Km (72v 150Ah lithium battery) | 70 Km (72v 150Ah lithium battery) |
| RANGE (based on 45 Km/h & 5KW/7.5KW) | 140 Km (72v 230Ah lithium battery) | 120 Km (72v 230Ah lithium battery) | 120 Km (72v 230Ah lithium battery) | 120 Km (72v 230Ah lithium battery) |
| MAXIMUM CLIMBING DEGREE | 20% | 20% | 20% | 20% |
| MEASSURES | | | | |
| VEHICLE SIZE (mm) | 3950 x 1280 x 2150 | 4250 x 1280 x 2150 | 4750 x 1280 x 2150 | 5050 x 1280 x 2150 |
| WEIGH (without battery) | 560 Kg | 640 Kg | 640 Kg | 720 Kg |
| BATTERY WEIGH 72V 105Ah | 68 Kg | 68 Kg | 68 Kg | 68 Kg |
| BATTERY WEIGH 72V 150Ah | 102 Kg | 102 Kg | 102 Kg | 102 Kg |
| BATTERY WEIGH 72V 230Ah | 130 Kg | 130 Kg | 130 Kg | 130 Kg |
| WHEELBASE (mm) | 3220 | 3220 | 3980 | 3980 |
| MINIMUM GROUND CLEARANCE (mm) 14 inch tire | 240 | 240 | 240 | 240 |
| MINIMUM GROUND CLEARANCE (mm) 12 inch tire | 180 | 180 | 180 | 180 |



INTERIOR

| | |
|--------------------|---|
| STEERING WHEELS | Carbon fiber water transfer printing |
| CARPET | Anti-slip floor mat |
| INTERIOR MATERIAL | Carbon fiber water transfer printing interior |
| MULTIMEDIA DISPLAY | Android Auto & CarPlay, bluetooth, radio, phone, front camera (optional), rear camera, microphone, USB/USC, forward and backward switch, odometer, battery level, Google, Google Chrome, Google Maps, Play Store, Youtube, 2 e-sims, personal hotspot 8 inch |
| COASTER | 4 (Heating and Cooling drinks) |
| ONE-CLICK START | Switch on/off button |
| CHARGER | 1 Phone wireless charging USB & Type-C charger |
| FAN | Yes |





| DRIVING STEERING SYSTEM | |
|-------------------------|---|
| STEERING SYSTEM | Steering wheel with power steering (optional) |
| BRAKE SYSTEM | Four wheel disc brake + Electromagnetic parking brake |
| SUSPENSION SYSTEM | <ul style="list-style-type: none"> • Front: Mc Person double wisbone suspension • Rear: Corbel suspension |

| SEATS | |
|-------------------------|---|
| SEAT | Artificial leather (high elastic self-healing, waterproof, sharp-scratch resistant) |
| BACKREST & SEAT CUSHION | Waterproof seat cushion |
| SEAT BELT | Two-point seat belt |
| HANDRAIL | Black PP hard plastic |
| BOTTOM SHELL | PP hard plastic |

| CART BODY | |
|-----------------|---|
| BODY | PP hard plastic (front & rear body) |
| CHASSIS | Anticorrosive and rust-proof galvanized steel + anti-rust treatment |
| CEILING | Engineering hard plastic (Beige or Black) |
| CEILING SUPPORT | Waterproof * rust-proof galvanized steel |
| WINDSHIELD | Foldable |

| ELECTRONIC CONTROL SYSTEM | |
|---------------------------|-----------------------------------|
| HEADLIGHTS | 2 |
| FRONT TURN SIGNALS | 2 |
| FRONT LEAD LIGHTS | Yes |
| TAILLIGHTS | 2 (1 Brake light & 1 Turn Signal) |
| HORN | Yes |
| REAR CAMERA | Yes |
| REVERSE ALARM | Yes |
| SPEAKER | Yes |



STANDARD SEAT MODELS



All seats are available in black, brown, beige, brown-orange and white colors. There is the option for the seats to be heated.



ROTATABLE ARMREST SEAT MODELS



All seats are available in black, brown, beige and white colors. There is the option for the seats to be heated.



Standard steering wheel



14 inch Mine tire



12 inch Mine tire



Wheel with scorecard holder



14 inch Grass tire



12 inch Grass tire



Front storage basket



Electric car refrigerator



Roof spotlight



Step



Cargo Box for:
Trash, Beverage, Food...
(Back View)



Cargo Box for:
Trash, Beverage, Food...
(Lateral View)



Sand Bottle



Thermo Box



Rear Golf Bag Position



Additional:

- Party Lights
- Premium Speakers







CARRITOS DE GOLF PREMIUM

ELÉCTRICOS, CONECTADOS Y AUTÓNOMOS



REPÚBLICA
DOMINICANA

ESPAÑA

TURQUÍA



PRESENCIA EN
REP. DOMINICANA



PRESENCIA EN
ESPAÑA




PRESENCIA EN
TURQUÍA



AUTONOMOUS | ELECTRIC | CONNECTED
GOLF CART

www.tbuggy.com



tbuggy@oribay.com